




## **2021-2022 Head Start Annual Report**



# TABLE OF CONTENTS

<b>Program Description.....</b>	<b>3</b>
<b>Enrollment.....</b>	<b>4</b>
<b>Health Services.....</b>	<b>5</b>
<b>Parent Engagement.....</b>	<b>6-7</b>
<b>Child Outcomes.....</b>	<b>8-14</b>
<b>Funding and Budget.....</b>	<b>15-18</b>
<b>Annual Self Assessment.....</b>	<b>19</b>
<b>Federal Review.....</b>	<b>20</b>
<b>Agency Audit.....</b>	<b>21</b>
<b>Children Services Offices.....</b>	<b>22-23</b>



# ENROLLMENT

## Funded Enrollment

<b>Early Head Start Child Care Partnership</b>	<b>44</b>
<b>Early Head Start</b>	<b>90</b>
<b>Head Start</b>	<b>239</b>

## Actual Enrollment

<b>Early Head Start Child Care Partnership</b>	<b>52</b>
<b>Early Head Start</b>	<b>98</b>
<b>Head Start</b>	<b>235</b>

## Enrollment Eligibility

<b>Income Eligible</b>	<b>299</b>
<b>Over Income</b>	<b>101</b>
<b>Receipt of Public Assistance</b>	<b>23</b>
<b>Foster Children</b>	<b>6</b>
<b>Homeless</b>	<b>22</b>

## Average Monthly Enrollment


<b>Early Head Start Childcare Partnership</b>	<b>98%</b>
<b>Early Head Start</b>	<b>97%</b>
<b>Head Start</b>	<b>89%</b>

## Number of Families Served

<b>Early Head Start Childcare Partnership</b>	<b>49</b>
<b>Early Head Start</b>	<b>123</b>
<b>Head Start</b>	<b>210</b>

## Enrollment by Ethnicity

<b>Hispanic or Latino Origin</b>	<b>25%</b>
<b>Non-Hispanic or Latino Origin</b>	<b>75%</b>



# PROGRAM DESCRIPTION

**Blue Valley Community Action (BVCA) Partnership Head Start 0-5 program delivers comprehensive and high quality services designed to foster healthy development for low income families and at risk children. Head Start services are responsive and appropriate to each child's and family's development, ethnic, cultural and linguistic heritage.**

**BVCA conducts a center-based Early Head Start Child Care Partnership program serving 44 children 0-3 in 2 childcare facilities while providing monthly home visits. The primary focuses of the Early Head Start Childcare Partnership program are child development, parenting, and self sufficiency skills.**

**Blue Valley Community Action Partnership operates a home-based Early Head Start Program serving 90 children ages 0-3 and pregnant mothers. Families receive weekly home visits for 1.5 hours and two socialization opportunities a month. The primary focuses for the Early Head Start program are child development, parenting, goals to strengthen the family, and self-sufficiency.**

**Blue Valley Community Action Partnership provides center-based Head Start services to 239 children ages 3-5. During the 2021-2022 school year, Blue Valley Community Action Partnership Head Start Program collaborated with Beatrice Public School, Crete Public School, Fairbury Public School, and Thayer Central Public School, in effort to provide quality preschool services to more at-risk children in these communities. The program provides 3.5 to 8 hours of class time per day, over four to five days a week. The program is at no cost to families and provides 1/3 of a child's daily nutritional requirements.**

## **Head Start Services**

**-Education   -Special Education   -Nutrition   -Health & Mental Health   -Social Services**

# HEALTH SERVICES

## **Health insurance:**

**Children with Health Insurance**

**249**

**Combined SCHIP/Medicaid**

**219**

## **Medical Services:**

**Completed Dental Examinations/Screenings**

**114**





# PARENT ENGAGEMENT

## Family Outcomes

1. Family Wellbeing
2. Positive Parent-Child Relationships
3. Families as Lifelong Educators
4. Families as Learners
5. Family Engagement in Transitions
6. Family Connection to Peers and Community
7. Families as Advocates and Leaders

**Blue Valley Community Action Partnership 0-5 Head Start Program believes that parents are a child's first and most important teacher. Blue Valley Community Action Partnerships encourages parents to be involved in all aspect of the program. Parents have the opportunity to be involved in parent meetings, family events, parent trainings, Policy Council, and classroom. Families receive a monthly home visit for Early Head Start Childcare Partnership and Head Start and weekly home visits if they participate in the homebased Early Head Start program. Family Advocates assist families with assessing their needs, accessing resources, setting goals for their child and family, and linking families with their community.**

**At Blue Valley Community Action Partnership's Head Start Program Parent Engagement is high priority as it is essential to social emotional well being and academic success.**



# PARENT ENGAGEMENT

**Four hundred five families received Head Start 0-5 Services, including the Childcare Partnership Program, during the 2020-2021 year.**

**The following five areas were the most identified areas of need for families and areas in which services were received either through Blue Valley Community Action or another service area**

<b>Parenting Education</b>	<b>336</b>
<b>Health Education</b>	<b>251</b>
<b>Emergency /Crisis intervention</b>	<b>81</b>
<b>Mental Health Services</b>	<b>124</b>
<b>Asset Building</b>	<b>83</b>



# CHILD OUTCOMES

## Preparing Children for Kindergarten

**Blue Valley Community Action Partnership Head Start 0-5 programs help to prepare children for kindergarten by involving parents in their child's education at an early age by nurturing their overall development.**

**Blue Valley Community Action Partnership Early Head Start Childcare Partnership center based program and Head Start center based program uses Creative Curriculum in the classrooms. The Early Head Start program uses Parents as Teachers on home visits for children 0-3 and pregnant mothers. The parenting curriculum was used for the first full year, What You Do Matters, as a part of the Parents as Teachers curriculum. Blue Valley Community Action utilizes the Teaching Strategies GOLD as the assessment tool for Head Start 0-5 programs. Teaching Strategies GOLD focuses five areas: Social Emotional, Development, Physical Development, Cognitive Development, Approaches to learning, and Language Development.**





# CHILD OUTCOMES

**The following illustrates Blue Valley Community Action's School Readiness Goals and Outcomes:**

## **Readiness Goals for Social Emotional Development:**

### **BVCA 0-3:**

**Children will demonstrate responsive interactions and relationships with others**

**Children will begin to develop control over some feelings and behaviors**

**Children will begin to internalize some rules, routines, and directions**

### **BVCA 0-5:**

**Children will demonstrate healthy regulation of emotional expressions and behaviors**

**Children will establish and sustain positive relationships**

**Children will participate cooperatively and constructively in group settings at school, in the community and with family**



# CHILD OUTCOMES

## **Readiness Goals for Physical Development:**

### **BVCA 0-3:**

**Children will develop control of large muscles for movement, navigation and balance**

**Children will demonstrate coordination of small muscles by using hands and fingers to control objects and increase fine motor skills**

**Children will begin to identify and practice healthy and safe habits**

### **BVCA 3-5:**

**Children will progress in traveling skills to move purposely in their environment and demonstrate more coordinated movements (such as balance, throwing, catching) in play and games.**

**Children will demonstrate control of small muscles for such purposes as using utensils, self care, building and exploring.**

**Children will identify and practice healthy and safe habits**



# CHILD OUTCOMES

## **Readiness Goals for Cognitive Development:**

### **BVCA 0-3:**

**Children will begin to use math concepts in daily routines**

- **Shapes and their properties**
- **Counting using one-to-one correspondence**
- **Awareness of numbers and quantities up to 3**

**Children will use their senses to explore and discover their surroundings, including**

- **Characteristics of living things**
- **Knowledge of physical properties of materials**
- **Children will begin to connect new experiences with what they remember**

### **BVCA 0-5:**

**Children will use number concepts and operations in daily routines including**

- **identifying shapes, their properties, and how they are related to one another**
- **counting using one-to-one correspondence**
- **demonstrating knowledge of patterns**

**Children will use scientific inquiry to gain understanding of their surroundings, including**

- **Characteristics of living things (e.g. self, family, plants, animals)**
- **Children will demonstrate comprehension of their community, earth's environment, and nature**



# CHILD OUTCOMES

## **Readiness Goals for Approaches to Learning:**

### **BVCA 0-3:**

**Children will show an interest in varied topics and activities, desire to learn, creativeness, and persistence, independence in learning. Indicators of positive approaches include:**

- **Attending and engaging**
- **Persisting**
- **Displaying creativity in the arts**
- **Music**
- **Movement**
- **Drama and play**
- **Visual arts**
- **Solving problems**
- **Curiosity and motivation**
- **Flexibility and inventiveness**





# CHILD OUTCOMES

## **BVCA 3-5**

**Children will show an interest in varied topics and activities, desire to learn, creativeness and independence in learning indicators of positive approaches include:**

- Attending, engaging and persisting**
- Displaying creativity in the arts ( music, movement, drama, art, play)**
- Solving problems**
- Curiosity and motivation**
- Flexibility and inventiveness**

## **Readiness Goals for Language and Literacy**

### **BVCA 0-3:**

**Children will understand and use expressive language for conversations and communicating needs.**

**Children will demonstrate phonological awareness by joining in rhyming songs, games and activities**

**Children will begin to identify and name letters common in their environment**

**Children will begin to learn and show how print works (books, environment print, other text)**

**Children will engage with stories, books and environmental print, beginning to learn how picture, symbols and print are used**

**Children will use scribble, shape, pictures or emergent or pretend writing for purposeful representation of thoughts.**

# CHILD OUTCOMES

## **BVCA 3-5:**

**Children will comprehend and use expressive language for conversations and communication needs**

**Children will demonstrate phonological awareness including discriminating rhymes and dicaramity alliteration**

**Children will identify and name letters**

**Children demonstrate knowledge of print and its uses (books, environmental print, other text)**

**Children will use emergent writing skills in their daily routines and environment**

**English language learning children will demonstrate an increasing ability to comprehend and speak English, while maintaining their home/primary language**

**In 2021-2022 Blue Valley Community Action Partnership served 101 kindergarten-bound children with the**

**Following demographics:**

<b>• Disabilities:</b>	<b>Without IEPs 72%</b>	<b>With IEPs 28%</b>
<b>• Primary Language:</b>	<b>English 78%</b>	<b>Spanish/other 12%</b>

# FUNDING AND BUDGETS

## Funding and Budgets

### Head Start 0-5 Budget for the Year Ending April 30, 2022

HS Funding and Budget								
	HS Admin	HS Program	HS T/TA	EHS Admin	EHS Program	EHS T/TA	CACFP-HS	Totals
<b>Revenue:</b>								
Federal funds	\$49,104.00	\$ 3,215,959.00	\$ 28,947.00	\$ 20,210.00	\$ 1,251,209.00	\$ 27,566.00	\$ -	\$ 4,592,995.00
CACFP	\$ -	\$ -	\$ -	\$ -	\$ -	\$ -	\$ 91,900.27	\$ 91,900.27
Non-Federal	\$ -	\$ 450,614.00	\$ -	\$ -	\$ 215,735.00	\$ -	\$ -	\$ 666,349.00
<b>Totals</b>	<b>\$49,104.00</b>	<b>\$ 3,666,573.00</b>	<b>\$ 28,947.00</b>	<b>\$ 20,210.00</b>	<b>\$ 1,466,944.00</b>	<b>\$ 27,566.00</b>	<b>\$ 91,900.27</b>	<b>\$ 5,351,244.27</b>
<b>Expenses:</b>								
Salaries/wages/Fringe	\$15,360.18	\$ 2,150,996.04	\$ 1,323.00	\$ 11,986.26	\$ 913,065.68	\$ -	\$ 3,817.96	\$ 3,096,549.12
Contractual	\$ -	\$ 287,508.73	\$ -	\$ -	\$ 4,783.97	\$ -	\$ -	\$ 292,292.70
Travel & Transportation	\$ -	\$ 9,637.62	\$ 1,668.71	\$ -	\$ 3,924.55	\$ 452.29	\$ -	\$ 15,683.17
Insurance	\$ -	\$ 48,020.80	\$ -	\$ -	\$ 17,948.98	\$ -	\$ -	\$ 65,969.78
Space and Other rents	\$ -	\$ 95,182.35	\$ -	\$ -	\$ 39,702.73	\$ -	\$ -	\$ 134,885.08
Supplies	\$ -	\$ 50,659.21	\$ -	\$ -	\$ 15,936.64	\$ -	\$ 9,999.76	\$ 76,595.61
Utilities	\$ -	\$ 28,184.14	\$ -	\$ -	\$ 11,330.77	\$ -	\$ -	\$ 39,514.91
Equipment	\$ -	\$ -	\$ -	\$ -	\$ -	\$ -	\$ 457.95	\$ 457.95
Other Direct Costs	\$ -	\$ 90,621.59	\$ 30,935.80	\$ 2,862.92	\$ 30,064.79	\$ 20,267.49	\$ 76,746.47	\$ 251,499.06
Indirect costs	\$ 3,532.83	\$ 494,274.98	\$ -	\$ 2,756.84	\$ 210,005.11	\$ -	\$ 878.13	\$ 711,447.89
<b>Total</b>	<b>\$18,893.01</b>	<b>\$ 3,255,085.46</b>	<b>\$ 33,927.51</b>	<b>\$ 17,606.02</b>	<b>\$ 1,246,763.22</b>	<b>\$ 20,719.78</b>	<b>\$ 91,900.27</b>	<b>\$ 4,684,895.27</b>

# FUNDING AND BUDGETS

## Head Start 0-5 Budget for the Year Ending April 30, 2023

HS Funding and Budget -Projections								
	HS Admin	HS Program	HS T/TA	EHS Admin	EHS Program	EHS T/TA	CACFP-HS	Totals
<b>Revenue:</b>								
Federal funds	\$ 26,229.00	\$ 3,325,715.00	\$ 28,947.00	\$ 16,045.00	\$ 1,291,518.00	\$ 27,566.00	\$ -	\$ 4,716,020.00
CACFP	\$ -	\$ -	\$ -	\$ -	\$ -	\$ -	\$ 64,000.00	\$ 64,000.00
Non-Federal	\$ -	\$ -	\$ -	\$ -	\$ -	\$ -	\$ -	\$ -
<b>Totals</b>	<b>\$ 26,229.00</b>	<b>\$ 3,325,715.00</b>	<b>\$ 28,947.00</b>	<b>\$ 16,045.00</b>	<b>\$ 1,291,518.00</b>	<b>\$ 27,566.00</b>	<b>\$ 64,000.00</b>	<b>\$ 4,780,020.00</b>
<b>Expenses:</b>								
Salaries	\$ 15,720.02	\$ 2,154,693.15	\$ (4.11)	\$ 12,576.81	\$ 937,627.31	\$ -	\$ 2,273.76	\$ 3,107,166.92
Contractual	\$ -	\$ 309,721.42	\$ -	\$ -	\$ 8,451.46	\$ -	\$ -	\$ 318,172.88
Travel & Transportation	\$ -	\$ 17,052.29	\$ 731.32	\$ 39.00	\$ 7,064.58	\$ -	\$ -	\$ 24,887.19
Insurance	\$ -	\$ 54,034.13	\$ -	\$ -	\$ 16,753.91	\$ -	\$ -	\$ 70,788.04
Space and Other rents	\$ -	\$ 104,576.65	\$ -	\$ 767.00	\$ 41,881.04	\$ -	\$ -	\$ 147,224.69
Supplies	\$ 76.00	\$ 21,996.08	\$ -	\$ 84.06	\$ 9,989.76	\$ -	\$ 44,252.09	\$ 76,397.99
Utilities	\$ -	\$ 22,829.82	\$ -	\$ 531.00	\$ 10,626.41	\$ -	\$ -	\$ 33,987.23
Equipment	\$ -	\$ 83,587.76	\$ -	\$ -	\$ -	\$ -	\$ -	\$ 83,587.76
Other Direct Costs	\$ 1,116.00	\$ 57,985.28	\$ 28,220.73	\$ 253.58	\$ 34,479.16	\$ 27,566.00	\$ 16,951.19	\$ 166,571.94
Indirect costs	\$ 3,615.60	\$ 505,620.56	\$ (0.94)	\$ 1,793.55	\$ 215,654.26	\$ -	\$ 522.96	\$ 727,205.99
<b>Total</b>	<b>\$ 20,527.62</b>	<b>\$ 3,332,097.14</b>	<b>\$ 28,947.00</b>	<b>\$ 16,045.00</b>	<b>\$ 1,282,527.89</b>	<b>\$ 27,566.00</b>	<b>\$ 64,000.00</b>	<b>\$ 4,771,710.65</b>



# FUNDING AND BUDGETS

**Early Head Start Childcare Partnership Year  
Ending August 2022**

**Current Budget Ending August 2023**

CCP Funding and Budget				
	CCP Admin	CCP Program	CCP T/ TA	Totals
<i>Revenue:</i>				
Federal funds	\$ 4,278.00	\$ 923,415.00	\$ 20,125.00	\$ 947,818.00
Non-Federal	\$ -	\$ 28,611.00	\$ -	\$ 28,611.00
<b>Totals</b>	<b>\$ 4,278.00</b>	<b>\$ 952,026.00</b>	<b>\$ 20,125.00</b>	<b>\$ 976,429.00</b>
<i>Expenses:</i>				
Salaries	\$ 2,294.28	\$ 494,742.24	\$ -	\$ 497,036.52
Contractual	\$ -	\$ 242,117.14	\$ -	\$ 242,117.14
Travel & Transportation	\$ -	\$ (1,175.73)	\$ 53.92	\$ (1,121.81)
Insurance	\$ -	\$ 9,158.71	\$ -	\$ 9,158.71
Space and Other rents	\$ 21.78	\$ 4,820.38	\$ -	\$ 4,842.16
Supplies	\$ 68.07	\$ 20,253.27	\$ -	\$ 20,321.34
Utilities	\$ -	\$ 2,240.90	\$ -	\$ 2,240.90
Equipment	\$ -	\$ 27,933.00	\$ -	\$ 27,933.00
Other Direct Costs	\$ (6.59)	\$ 12,591.17	\$ 18,387.05	\$ 30,971.63
Indirect costs	\$ 527.68	\$ 113,790.73	\$ -	\$ 114,318.41
<b>Total</b>	<b>\$ 2,905.22</b>	<b>\$ 926,471.81</b>	<b>\$ 18,440.97</b>	<b>\$ 947,818.00</b>

CCP Funding and Budget-Projections				
	CCP Admin	CCP Program	CCP T/ TA	Totals
<i>Revenue:</i>				
Federal funds	\$ 8,700.00	\$ 950,144.00	\$ 20,125.00	\$ 978,969.00
Non-Federal	\$ -	\$ -	\$ -	\$ -
<b>Totals</b>	<b>\$ 8,700.00</b>	<b>\$ 950,144.00</b>	<b>\$ 20,125.00</b>	<b>\$ 978,969.00</b>
<i>Expenses:</i>				
Salaries/wages	\$ 6,899.00	\$ 563,306.35	\$ -	\$ 570,205.35
Contractual	\$ -	\$ 241,789.38	\$ -	\$ 241,789.38
Travel & Transportation	\$ 113.00	\$ (346.06)	\$ -	\$ (233.06)
Insurance	\$ 192.00	\$ 3,304.95	\$ -	\$ 3,496.95
Space and Other rents	\$ 261.00	\$ 6,501.37	\$ -	\$ 6,762.37
Supplies	\$ 1,000.00	\$ 2,293.17	\$ -	\$ 3,293.17
Utilities	\$ 235.00	\$ 2,404.68	\$ -	\$ 2,639.68
Equipment	\$ -	\$ -	\$ -	\$ -
Other Direct Costs	\$ -	\$ 7,464.39	\$ 20,125.00	\$ 27,589.39
Indirect costs	\$ -	\$ 123,425.77	\$ -	\$ 123,425.77
<b>Total</b>	<b>\$ 8,700.00</b>	<b>\$ 950,144.00</b>	<b>\$ 20,125.00</b>	<b>\$ 978,969.00</b>

# FUNDING AND BUDGETS

## BVCA Agency Budget

### Agencywide Budget 10/1/2022-9/30/2023

#### Revenues

Federal Income	\$8,400,000
State Income	\$450,000
Housing Property Income	\$1,200,000
Rental, Interest & Foundation Income	\$400,000
All Other Income	\$250,000
Inkind	\$1,000,000
Private Income & Fees	\$800,000
	<u>\$12,500,000</u>

#### Expenses

Employee Wages & Fringe Benefits	\$5,500,000
Stipends	\$130,000
Housing Operation Costs	\$100,000
Contractual Expenses	\$1,000,000
Loan & Interest Payments	\$100,000
Insurance Costs	\$280,000
Travel	\$105,000
Training	\$85,000
Transportation & Mileage	\$25,000
Community Awards	\$15,000
Taxes & Fees	\$100,000
Authorized Transfers	\$60,000
Client Services	\$700,000
Rent & Lease Payments	\$160,000
Utilities	\$225,000
Repairs & Maintenance	\$400,000
Rehab & Construction	\$255,000
WX Crew Materials	\$200,000
Supplies & Equipment	\$500,000
Copying, Printing, Postage	\$40,000
Marketing/Advertising	\$100,000
Communications	\$145,000
Indirect Costs	\$1,265,000
In-Kind	\$1,000,000
Reserves	\$10,000
	<u>\$12,500,000</u>

# ANNUAL SELF ASSESSMENT

**The Annual Self Assessment was held March 4, 2021. Twenty four attendees, with two parents and one Policy Council Member. The team worked in three small groups and looked over the three goals of Children Services. Each group analyzes data and discusses on how to move forward. Suggestions are brought to the large group and new goals, objectives, or action steps are implemented into strategic plan.**

## **2018-2019 Goals from Self Assessment**

### **GOAL 1: INCREASE SELF-SUFFICIENCY AND WELLNESS KNOWLEDGE AND SKILLS FOR STAFF AND FAMILIES TO POSITIVELY IMPACT SCHOOL READINESS OF CHILDREN.**

Objective and Measures: The program will have a gain of at least 0.3 on all 14 new PFCE indicators measured on a 1-5 scale for families enrolled fall to spring each school year

### **GOAL 2: ENHANCE MENTAL AND BEHAVIORAL SUPPORTS TO INCREASE POSITIVE INSTRUCTION AND RELATIONSHIPS.**

Objective and Measure: By Spring each year, 85% of kindergarten-bound children will be at or above age level in development as measured by TSI GOLD snapshot and Growth reports.

### **GOAL 3: STRENGTHEN COMMUNITY RELATIONS TO PROVIDE CONTINUITY OF SERVICES FOR CHILDREN AND FAMILIES AND ENSURE FISCAL STABILITY**

Objective and Measure: Interactions among the program and communities will be recorded, reflected upon, and used for program improvement as measured by various progress noted on Action Steps.

# FEDERAL REVIEW

**During a Five Year Grant Period, the Federal Review for Head Start Programs is broken into two parts.**

**Focus Area one** ( first year of the grant) The Grantee will have an opportunity to discuss their program design, management and governance structure. In addition, this focus area is designed to develop an understanding of each grantee's foundation for program services. Grantees will describe approaches to staffing structure, program design, education health services, family services, fiscal infrastructure and program governance.

**Conducted March of 2020**

**Focus Area Two** ( second year of the grant) review is an opportunity for grantees to demonstrate their effectiveness in implementing a high –quality program to promote positive outcomes and school readiness for children and their families. This focus area is designed to broaden the Office of Head Start's (OHS) understanding of each grantee's performance and to determine if programs are meeting the requirements of the Head Start Program Performance Standards (HSPPS), uniform Guidance, and the Head Start Act.

**CLASS Review** will be conducted in year two or three of the grant cycle. A percentage of the preschool classrooms will be observed using the CLASS tool. The Classroom Assessment Scoring System.


**During Year four and five** the grantee will be given an opportunity to speak with OHS and fill in any gaps or make improvements if suggested.

**Conducted May of 2022**



# AGENCY AUDIT

**The Agency Audit was completed by Jarred, Gilmore & Phillips, PA. The audit was conducted in accordance with auditing standards generally accepted in the United States of America and the standards applicable to financial audits contained in Government Auditing Standards, issued by the Comptroller General of the United States. It is the opinion of Jared, Gilmore & Phillips, PA that the financial statements referred to in the audit present fairly, in all material aspects, the financial position of the Blue Valley Community Action Partnership, as of September 30, 2022 and the changes in its net assets and its cash flows for the year then ended in conformity with account principles generally accepted in the United States of America.**



# OFFICE LOCATIONS

## **ADMINISTRATION OFFICES OF BVCA PARTNERSHIP**

**620 5th Street P.O. Box 273 Fairbury NE 68352**

**Phone:(402)729-2278 Fax:(402)729-2801**

**Website: [www.bvca.net](http://www.bvca.net) E-Mail: [changinglives@bvca.net](mailto:changinglives@bvca.net)**

### **Children Services Field Offices**

#### **Fillmore County Head Start 0-5**

**1600 “I” Street**

**Geneva, NE 68361**

**Phone:(402) 759-3699**

**[fillmorehs@bvca.net](mailto:fillmorehs@bvca.net)**

#### **Rising Stars Preschool/Thayer County Head Start 0-5**

**320 Lincoln Avenue**

**Hebron Ne 68359**

**Phone:(402)768-6727**

**[thayerhs@bvca.net](mailto:thayerhs@bvca.net)**

#### **Seward County Head Start 3-5**

**459 South 6th Street, P.O. Box53**

**Seward, Ne 68434**

**Phone (402)643-6272**

**[Sewardhs@bvca.net](mailto:Sewardhs@bvca.net)**

#### **Gage County Head Start 3-5**

**Wymore Center**

**517 North 12th Street**

**Wymore Ne 68466**

**Phone: (402)645-3441**

**[wymorehs@bvca.net](mailto:wymorehs@bvca.net)**

#### **Gage County Head Start 0-5**

**2015 N 6th St**

**Beatrice NE 68310**

**Phone (402) 223-6074**

**[beatricehs@bvca.net](mailto:beatricehs@bvca.net)**

#### **Preschool Learning Academy Of York P.L.A.Y**

**York County**

**225 West 5th Street**

**York, NE 68467**

**Phone: (402)362-4299**

**[yorkhs@bvca.net](mailto:yorkhs@bvca.net)**

# OFFICE LOCATIONS

## **ADMINISTRATION OFFICES OF BVCA PARTNERSHIP**

**620 5th Street P.O. Box 273 Fairbury NE 68352**

**Phone:(402)729-2278 Fax:(402)729-2801**

**Website: [www.bvca.net](http://www.bvca.net) E-Mail: [changinglives@bvca.net](mailto:changinglives@bvca.net)**

## **Children Services Field Offices**

### **Saline County Head Start 0-5**

**325 East 9th**

**Crete, NE 6833**

**Phone(402) 826-5299**

**[salinehs@bvca.net](mailto:salinehs@bvca.net)**

### **Step Ahead Early Childhood Program**

**Jefferson County 0-5**

**620 5th St.**

**Fairbury NE 68352**

**Phone (402) 729-2161**

### **Fillmore County Head Start Management Office**

**829 F St.**

**Geneva Ne 68361**

**Phone (402) 759-4586**



Copyright 2017 © Blue Valley Community Action Partnership